

**THE CHAMPS INTERNATIONAL**

**(CBSE PATTERN)**

**[www.thechampsinternational.com](http://www.thechampsinternational.com)**

**SUMMER HOLIDAY'S HOMEWORK**

**GRADE- SENIOR KG**

**SESSION 2026-27**



## **Greetings**

Summer filled with learning and fun! Here are some exciting activities that can help children explore their creativity, develop new skills, and create lasting memories:

### **1. Nature Scavenger Hunt**

Create a list of items found in nature (e.g., specific leaves, rocks, or flowers). Children can explore parks or their backyards, collect items, and learn about biodiversity.

## **2. Colour and decorate**

Organize fun craft sessions using household materials. Ideas include making friendship bracelets, painting rocks, or creating collages from old magazines. This fosters creativity and fine motor skills.

## **3. Cooking/Baking Classes**

Learn to make simple recipes. They can learn about measuring, mixing, and following instructions. Consider themed days, like "Cupcake Decorating."

## **4. Gardening**

Start a small garden where children can plant seeds, water plants, and watch them grow. This teaches responsibility and gives them a sense of accomplishment.

## **5 Learning to Greet**

Good Morning, Good Afternoon, and Good Night: Teach children the appropriate times to use these greetings. Role-play scenarios where they can practice greeting family members or friends at different times of the day.

## **6 Five Sentences About Myself**

Example Sentences:

"My name is [Child's Name]."

"I am [Age] years old."

"I live in [City or State]."

"My favorite color is [Favorite Color]."

"I enjoy [Favorite Activity or Hobby]."

**Activity:** Have them write these sentences down or practice saying them in front of a mirror or with family members to build confidence.

## 7. **Learning Important Numbers**

Mobile Numbers: Write down the mobile numbers of parents and practice reciting them with your child. You can turn this into a game where they can memorize their numbers and earn a small reward.

## 8. **Outdoor Game**

Activity Suggestions:

Cycling: Plan a cycling route together or visit a nearby park with bike trails.

Hide and Seek: This classic game fosters social interaction and exercise.

Running: Set up a small obstacle course or a running challenge in your yard or at a park.

Limit Screen Time: Set specific hours for outdoor play and encourage fresh air activities after completing indoor tasks or learning.

## 9. **Conversing in English**

Daily Conversations: Encourage kids to share their thoughts or describe objects around them in English. Use prompts like, "Can you tell me what you see in the room?" to practice short sentences.

Games: Play simple games like "I Spy" where they describe things around them using English.

## 10 **Reading Storybooks**

Books Selection: Choose storybooks with bright illustrations that engage children's imagination. After reading, ask open-ended questions like, "What was your favorite part?" or "What do you think will happen next?"

Discussion: Encourage them to narrate the story back to you in their own words, fostering comprehension and verbal skills.

**11. Picture Talk:** Show them pictures and ask them to describe what they see. This enhances vocabulary and helps with sentence formation.

## **ENGLISH** -: Make a Practice Notebook

- Revise - Aa to Zz (5 Times)
- Do Page no. 32 to 44 in **Literacy Learning Book**

## **Hindi** - Make a Practice Notebook

पुनरावृत्ति - अ-अ: (पाँच बार )

पुनरावृत्ति - क से ह (पाँच बार)

**Oyster** पुस्तक में पृष्ठ संख्या 57,59,61,62,67,69,72,74,76,78,83,85 करे,  
पृष्ठ संख्या 63,79 अक्षर गीत दोहराओ

## **Maths**- Make a practice notebook

- Revise Counting 1-100 (5 Times)
- Learn and Write Number Names 1-20 (5 Times)
- **Numeracy Practice Book:** Do page no. 6,7,8,9,12,13,23,24,27 to 32,36,40 to 48,49

## **General Awareness** -

### **Theme 1** -


- Do Page no.23,24,25,26,27,32,33,34,35

### **Art & Craft-**

- Do Page no.15,17,19,29,31

## General Awareness -

Make a 3D Model of Parts of a plant .



























**Note- Make a three in one notebook for written work.**

***\*\*\* Kindly make a beautiful folder. Take the Printout of all the sheets. Solve it and keep it in the folder. We would like to see it once you come back\*\*\****

**ENGLISH  
WORKSHEETS**











Name \_\_\_\_\_

Color the pictures that start with the same beginning sound.

 <p>Aa</p>			
 <p>Bb</p>			
 <p>Cc</p>			
 <p>Dd</p>			
 <p>Ee</p>			
 <p>Ff</p>			

Name \_\_\_\_\_

Color the pictures that start with the same beginning sound.

 <p>Gg</p>			
 <p>Hh</p>			
 <p>Ii</p>			
 <p>Jj</p>			
 <p>Kk</p>			
 <p>Ll</p>			

Name : \_\_\_\_\_

Day : \_\_\_\_\_


Date : \_\_\_\_\_




Fill in the missing letter in each words.




—pple




—lephant




—all



—ish



—at



—orilla



—og



—ouse

a b c d

e f g h

NAME: \_\_\_\_\_ CLASS: \_\_\_\_\_ DATE: \_\_\_\_\_

# MATCH CAPITAL & SMALL LETTERS

Circle the correct lower case letter

A	g	c	a	N	n	m	k
B	d	c	b	O	p	c	o
C	a	c	b	P	p	o	r
D	b	d	c	Q	q	r	t
E	f	e	a	R	r	s	p
F	f	h	d	S	g	s	h
G	e	k	g	T	t	z	k
H	h	n	s	U	y	u	j
I	i	l	k	V	v	f	o
J	a	k	j	W	a	w	e
K	i	j	k	X	x	w	z
L	h	l	b	Y	x	y	u
M	n	m	o	Z	t	s	z

NAME: \_\_\_\_\_ CLASS: \_\_\_\_\_ DATE: \_\_\_\_\_


## MATCH CAPITAL & SMALL LETTERS

A  
B  
C  
D  
E  
F  
G  
H  
I  
J  
K  
L  
M

g  
d  
a  
b  
f  
c  
e  
m  
l  
i  
h  
j  
k

N  
O  
P  
Q  
R  
S  
T  
U  
V  
W  
X  
Y  
Z

p  
r  
o  
s  
n  
x  
q  
z  
w  
y  
t  
v  
u



Click and drag small letters in correct sequence:

a

e

b

d

f

i

g

h

k

n

m

l

p

r

q

Write the missing capital letters.

A B  D E  G  I

K  M  O P  R

S  U V   Y Z

Write the missing small letters.

b c d  f  h i

k l m  o   r

t u  w x  z

Write the vowels.

# **HINDI WORKSHEETS**

1 **स्वर** – खाली स्थान में सही वर्ण भरो –

— आ, — ई, — ऊ, — ऐ — औ — अं — ।

2 **व्यंजन** – खाली स्थान में चित्र देखकर सही वर्ण भरो



क	—	ग	—	ङ
—	छ	—	झ	ञ
—	ठ	ड	—	ण
त	थ	—	ध	—
प	—	ब	भ	—
य	र	—	—	
श	—	स	—	

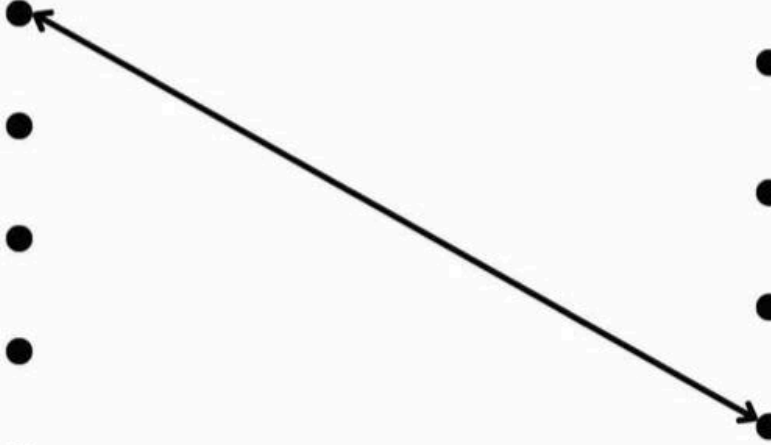


नाम:

कक्षा:

चित्र को देख कर उसके नाम के पहले अक्षर दिए गए स्वर में से एक होंगे,  
तो चित्र को सही स्वर से जोड़े।

क ●  
छ ●  
म ●  
घ ●  
त ●  
ल ●  
ह ●  
भ ●  
ट ●  
न ●



चित्र देखकर पहला अक्षर लिखो:-



Blank handwriting lines for the first row, first column.



Blank handwriting lines for the first row, second column.



Blank handwriting lines for the first row, third column.



Blank handwriting lines for the first row, fourth column.



Blank handwriting lines for the second row, first column.



Blank handwriting lines for the second row, second column.



Blank handwriting lines for the second row, third column.



Blank handwriting lines for the second row, fourth column.



Blank handwriting lines for the third row, first column.

**अः**

Blank handwriting lines for the third row, second column.



Blank handwriting lines for the third row, third column.



Blank handwriting lines for the third row, fourth column.



Blank handwriting lines for the fourth row, centered under the carrots.

नाम:-

दिनांक:-

Global Kids  
Indian School  
729006591


चित्र देखकर पहला अक्षर लिखे और रंग भरो



\_\_\_\_\_



\_\_\_\_\_



\_\_\_\_\_




\_\_\_\_\_



\_\_\_\_\_



\_\_\_\_\_




\_\_\_\_\_



\_\_\_\_\_



\_\_\_\_\_



\_\_\_\_\_

# पहुचानें और बताएँ

आओ, इन चित्रों को इनके नामों के पहले अक्षरों से मिलाएँ।



## अक्षर जोड़ो और शब्द बनाओ

घ + र =



ब + स =



प + ढ =



द + स =



न + ल =



ध + न =



ज + ल =



फ + ल =



# बिंदु मिलान

व्यंजनों का मिलान करें और चित्र पूरा करके रंग भरे



**MATHS**  
**WORKSHEETS**

Fill in the missing numbers.



Name: \_\_\_\_\_

# Before and After

Write the number that comes before and after.

	25	
--	----	--

	83	
--	----	--

	76	
--	----	--

	45	
--	----	--

	15	
--	----	--

	30	
--	----	--



	44	
--	----	--


	24	
--	----	--

	29	
--	----	--

	81	
--	----	--

	65	
--	----	--

	49	
--	----	--



	38	
--	----	--

	97	
--	----	--

	71	
--	----	--

	60	
--	----	--


	99	
--	----	--

	88	
--	----	--

Name: \_\_\_\_\_

# NUMBERS 1-100

Fill in the missing numbers.



1	2		4		6			9	10
11		13		15		17		19	
	22		24		26		28		30
31		33		35			38	39	
	42		44			47		49	50
51				55		57		59	
	62	63			66		68		70
71		73			76	77		79	80
81	82			85			88		
91		93			96		98		100

Numbers in sequence 1 to 100

1	11	21	31	41	51	61	71	81	91
10	20	30	40	50	60	70	80	90	100

Name: .....

Class: .....

Drag and drop the number words to match the correct numeral.

1 \_\_\_\_\_ 6 \_\_\_\_\_

2 \_\_\_\_\_ 7 \_\_\_\_\_

3 \_\_\_\_\_ 8 \_\_\_\_\_

4 \_\_\_\_\_ 9 \_\_\_\_\_

5 \_\_\_\_\_ 10 \_\_\_\_\_

nine seven

ten five

one two

three four

eight six



11 \_\_\_\_\_ 16 \_\_\_\_\_

12 \_\_\_\_\_ 17 \_\_\_\_\_

13 \_\_\_\_\_ 18 \_\_\_\_\_

14 \_\_\_\_\_ 19 \_\_\_\_\_

15 \_\_\_\_\_ 20 \_\_\_\_\_

fifteen seventeen

eighteen thirteen

fourteen twenty

eleven twelve

sixteen nineteen

**General  
Awareness  
WORKSHEETS**

## MATCHING GAME: FLOWERS AND THEIR NAMES

Match the flower with its name.



● lily



● rose



● lotus



● daisy



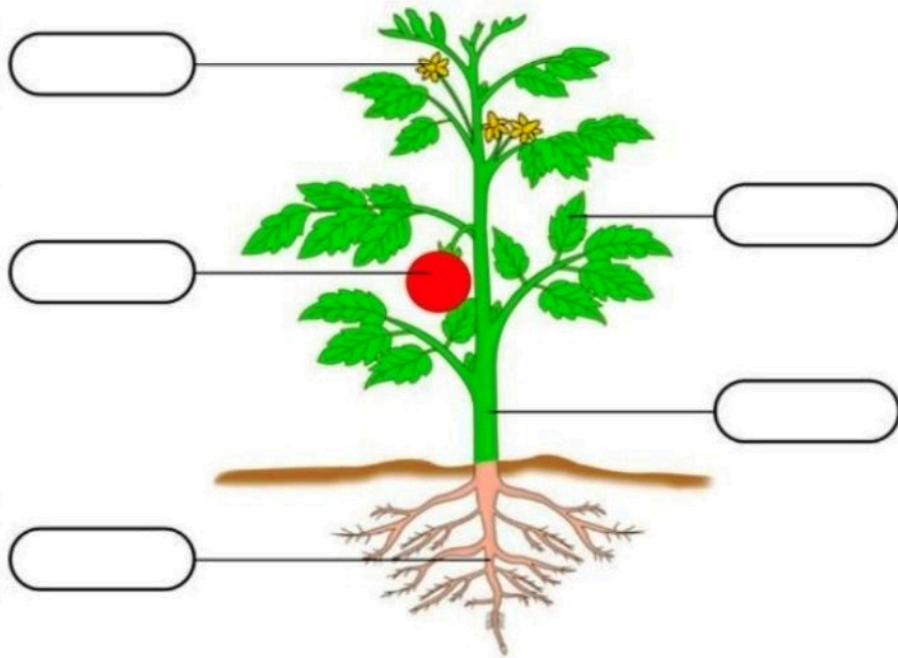
● sunflower



Name: \_\_\_\_\_

Date: \_\_\_\_\_

# Label the Parts of a Plant



## Word Box

Flower      Fruit  
Stem      Leaf      Root

## Body parts matching



Foot



Knee



Leg



Hand



Arm



Mouth



Eye



Nose



Head



Ear

**HAVE**



**A GREAT**

**SUMMER!**

