

**THE CHAMPS INTERNATIONAL**

**(CBSE PATTERN)**

**[www.thechampsinternational.com](http://www.thechampsinternational.com)**

**SUMMER HOLIDAY'S HOMEWORK**

**GRADE- KG**

**SESSION 2026-27**



### **Greetings!**

Summer filled with learning and fun! Here are some exciting activities that can help children explore their creativity, develop new skills, and create lasting memories:

#### **1. Nature Scavenger Hunt**

Create a list of natural items for children to find, such as specific leaves, rocks, flowers, or feathers. Encourage exploration in local parks or backyards. This hands-on activity promotes curiosity and introduces children to the concept of biodiversity.

#### **2. DIY Craft Projects**

Host craft sessions using common household materials. Ideas include:

Making friendship bracelets

Painting rocks

Creating collages from old magazines

These activities nurture creativity, self-expression, and fine motor skills.

### **3. Cooking & Baking Classes**

Invite children into the kitchen for simple, supervised recipes. They'll learn measuring, mixing, and following directions. Add fun themes like "Cupcake Decorating Day" to keep them engaged while developing life skills.

### **4. Gardening for Kids**

Start a small garden where children can plant seeds, water them daily, and observe their growth. Gardening fosters a sense of responsibility, patience, and environmental awareness.

## **Language and Communication Skills**

### **5. Learning to Greet**

Teach basic greetings like "Good Morning," "Good Afternoon," and "Good Night." Practice through role-playing with family members to reinforce polite conversation and time-of-day awareness.

### **6. All About Me – Five Sentences**

Encourage children to speak or write simple self-introductions:

My name is [Name].

I am [Age] years old.

I live in [City/State].

My favorite color is [Color].

I enjoy [Hobby/Activity].

Have them practice these aloud or in writing to build self-confidence and language fluency.

### **7. Learning Important Phone Numbers**

Write down key contact numbers (e.g., parents' mobile numbers). Turn memorization into a game with small rewards. This builds safety awareness and memory skills.

## **Physical Activities**

### **8. Outdoor Games and Play**

Plan active outdoor games such as:

**Cycling:** Explore local bike trails together.

**Hide and Seek:** A fun way to develop social and observation skills.

**Running Challenges:** Set up mini obstacle courses to improve physical coordination.

Limit screen time by establishing dedicated outdoor play hours after indoor learning tasks.

## **English Language Development**

### **9. Conversing in English**

Encourage daily use of English by prompting children to describe objects or events. Use simple questions like, "What do you see?" or "What are you doing?" to practice sentence construction.

### **10. Storybook Reading**

Choose age-appropriate storybooks with colorful illustrations. After reading:

Ask open-ended questions (e.g., "What was your favorite part?").

Encourage retelling the story in their own words.

This improves comprehension, imagination, and speaking skills.

### **11. Phonics and Word Building:**

**Phonics:** Use flashcards, songs, or videos to teach letter sounds in an engaging way.

**Word Building:** Start with three-letter words using letter tiles or blocks, gradually progressing to more complex words.

**Picture Talk:** Show images and ask children to describe them. This boosts vocabulary and helps with sentence formation.

1. **ENGLISH** -: Make a Practice Notebook

- Revise - Aa to Ee(5 Times)
- Literacy learning Pg No 24 & 25

**Hindi** - Make a Practice Notebook

- पुनरावृत्ति - अ-ऊ ( पाँच बार )

**Maths**- Make a practice notebook

- Revise Counting 1-5 (5 Times)
- 

**General Awareness** -Do Page No. 10,11,22 to 25 & 28 in General Awareness Book.

**Project Work** -Make a Picture Dictionary, using scrap Book. Paste 2 photographs for each alphabet with phonic sound

Make any 1 chart of phonics or Number Names. Paste/Draw an object against each number.

Make a 3D Model of Shapes (at least 5)

Link 🖱️ for Reference

[https://youtu.be/2ag4fZmMRpM?si=kaiPXEU\\_-69zuGS](https://youtu.be/2ag4fZmMRpM?si=kaiPXEU_-69zuGS)

# HINDI WORKSHEETS

# अ

अनानास



अ अ अ अ

अ अ अ अ

अ अ अ अ

अ अ अ अ

# आ



आम

आ आ आ आ

आ आ आ आ

आ आ आ आ

आ आ आ आ

Name: .....

Class: .....

स्वर को ट्रेस करें.

इ

इमारत



1 2 3  
ईख



ईख

हिन्दी वर्णमाला

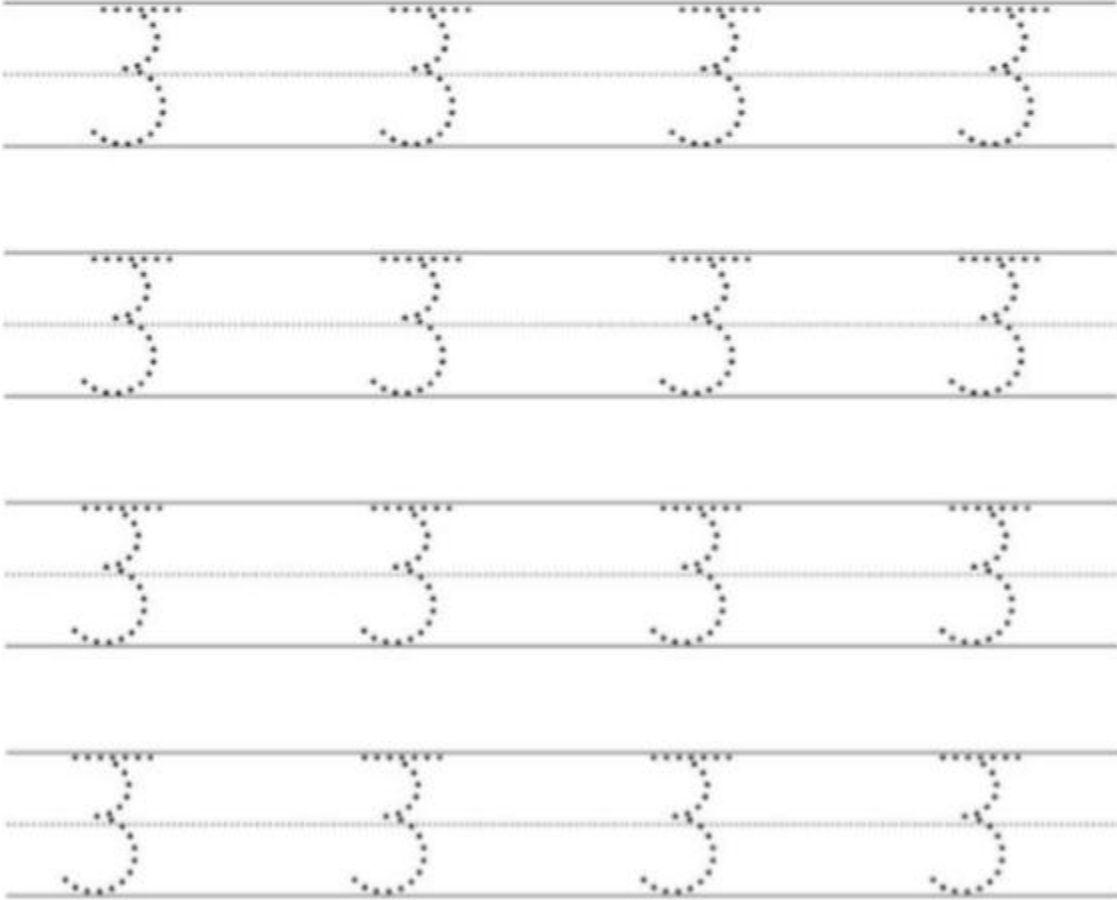


Handwriting practice section consisting of eight rows of four dashed 'ईख' characters on a four-line grid for tracing.

स्वर को ट्रेस करें.

उ

उल्लू



# ऊ



ऊन

ऊ ऊ ऊ ऊ

ऊ ऊ ऊ ऊ







ऊ ऊ ऊ ऊ

ऊ ऊ ऊ ऊ

# ENGLISH WORKSHEETS

## LOWERCASE TO UPPERCASE MATCH: A TO F

Match each lowercase letter to its uppercase letter.

	a	C
	b	B
	c	E
	d	A
	e	F
	f	D



**Aa** 


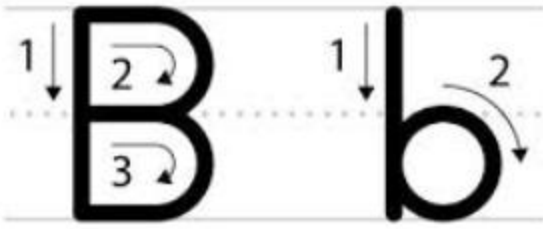
Aa Aa Aa

Aa Aa Aa

Aa Aa Aa

Aa Aa Aa

Aa Aa Aa





Cactus

C C C C C C C C

C C C C C C C C

C C C C C C C C

C C C C C C C C



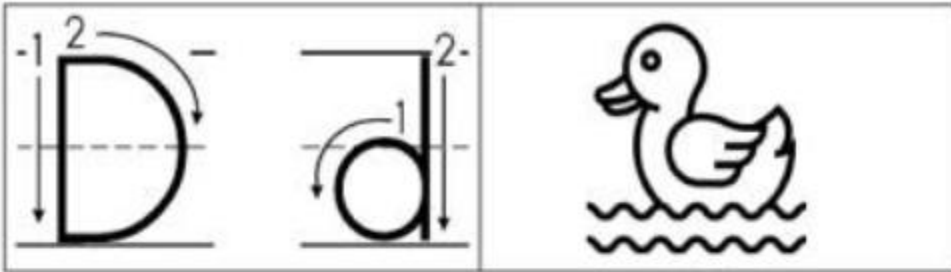
c c c c c c c c

c c c c c c c c

c c c c c c c c

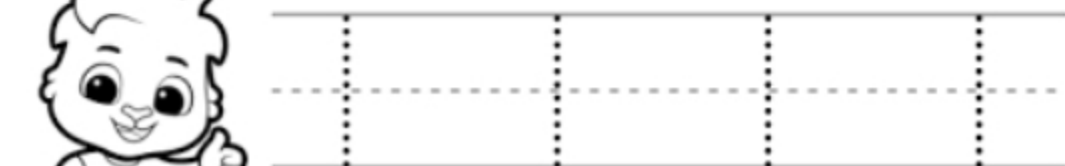
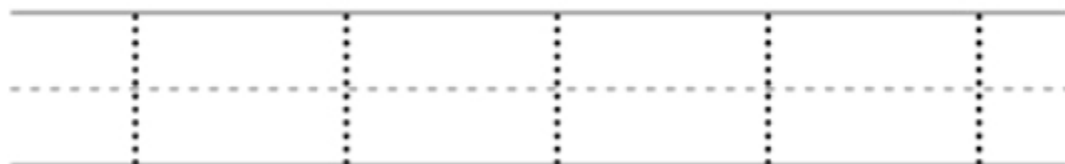
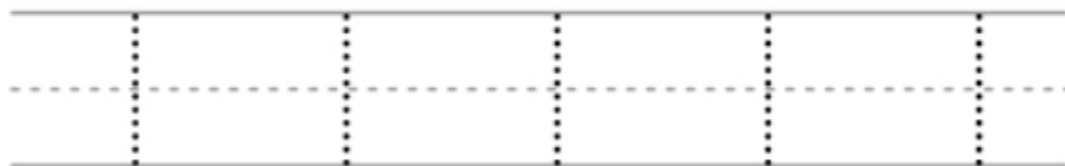
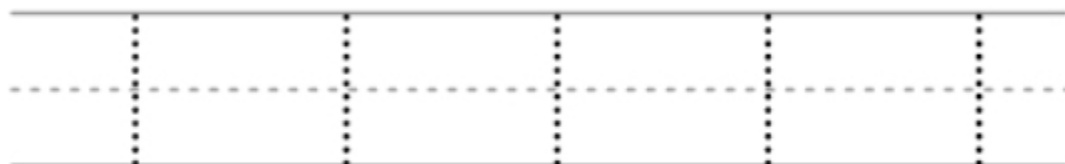
c c c c c c c c

# Trace Letter D





# MATHS WORKSHEETS



# Number 2

Color and write the number



TWO

HANDS

2 2 2 2 2 2 2 2

2 2 2 2 2 2 2 2

2 2 2 2 2 2 2 2

2 2 2 2 2 2 2 2

2 2 2 2 2 2 2 2

2 2 2 2 2 2 2 2

3



3 3 3 3 3 3

3 3 3 3 3 3

3 3 3 3 3 3

3 3 3 3 3 3

3 3 3 3 3 3

3 3 3 3 3 3

# Four 4

Color in four balloons:



4

4


4

4

Trace the Number "5"

Name .....

**5**  
**Five**



Tracing practice area with six rows of horizontal lines. Each row contains five dotted numbers '5' for tracing.



***\*\*\* Kindly make a beautiful folder. Take the Printout of all the sheets. Solve it and keep it in the folder. We would like to see it once you come back\*\*\*.***