

**THE CHAMPS INTERNATIONAL
(CBSE PATTERN)**

www.thechampsinternational.com

SESSION 2026-27

GRADE - 1

SUMMER HOLIDAY HOMEWORK



**The wonders of where we are
And where we'll be
What we do
And what we see,
What we find and what we seek,
Not everyone knows
And I just wonder- Mom and Dad
Could you spend some time with me!!!**

English

- Write one page of handwriting daily in the holiday homework notebook. Make a separate notebook for holiday homework.
- Complete the Unseen Passage Worksheets given on the last page and submit it in a properly labelled folder.
- Learn the Questions/Answers and Do Reading from:

Chapter 1: Foundational Literacy and Numeracy (FLN)

Chapter 2: I Can Help!

- Make a Separate practice notebook for Grammar Revision from:

Chapter 1: Nouns

Chapter 2: Nouns: Common and Proper

Chapter 3: Nouns: Singular and Plural

Chapter 4: Adjectives

- Label My World"

This is a fantastic way to practice spelling and penmanship.

- **The Task:** Give the child a stack of sticky notes or small slips of paper.
- **The Action:** Help them write the names of 10 common household items (e.g., DOOR, BED, LAMP, CUP).
- **The Game:** They get to go around the house and stick the labels on the correct items. Leave them up for a few days so they see the words constantly!

हिंदी:

- स्वर और व्यंजन लिखें एवं इनके पठन का अभ्यास करें।
- हिंदी पाठमाला पुस्तक की सहायता से बिना मात्रा वाले 30 शब्दों को लिखें व पठन का अभ्यास करें।
- बिना मात्रा वाले शब्दों से बनें वाक्य के पठन का अभ्यास करें।
- इसी प्रकार आ,इ एवं ई की मात्राओं वाले शब्दों को लिखें व उनके पठन का अभ्यास करें।

- हिंदी पाठमाला पुस्तक से पाठ "शहद चख" , "बादल आया", "रविवार का दिन" एवं "नाव चली" के पठन का अभ्यास करें।
- कक्षाकार्य का अभ्यास करें ।
- रोज एक पृष्ठ सुलेख का लिखें।
- अवकाश कार्य के लिए अलग कॉपी बनाए।

परियोजना कार्य :

- "आ", "इ" एवं "ई" की मात्राओं वाले अक्षरों को जोड़कर नये शब्दों का मॉडल बनाए।
- सहायता हेतु लिंक:
- <https://youtube.com/watch?v=EW5uSTVLMNk&feature=shared>
- अंतिम पृष्ठ पर दिए गए वर्कशीट्स को पूरा करें और उन्हें एक उचित रूप से लेबल किए गए फ़ोल्डर में जमा करें।

Maths

- **Make a Separate Maths Practice notebook and Revise**
Chapter 1 (Numbers up to 20)
Chapter 2 (Addition up to 10)
Chapter 5 (Numbers up to 50)
- **Do Page no. 6,7,8,9,10,11,12,14,16,17,18,20,21,25 in Maths Worksheet.**
- **Write Number Names (1 to 50) in Maths Practice notebook.**

Project Work

Make a 3D chart of Shapes.

Refer to the link given below 

<https://acrobat.adobe.com/id/urn:aaid:sc:AP:8c4eed2c-a6aa-4899-bb9b-52bed75d8627>

EVS

- **Revise and read : Unit-1 Chapter -1,2,3 at least three times**
Chapter 1- All About Myself
Chapter 2- Others In My World
Chapter 3- My School
- **Revise and learn work done in Notebook of Chapter -1,2,3 with correct spellings.**
- **Revise and learn all the exercises from both coursebook and workbook Chapter - 1,2,3.**
- **Make a separate EVS practice notebook and write EVS work of notebook Chapter - 1,2,3 two times in EVS practice notebook.**

Project work:

- **Create a model or chart showcasing the 5 Sense Organs and their Functions.**

Refer to the link:

https://youtube.com/shorts/laZUd9JRfAY?si=exo8etRVJi_OW7SX

- **Note : Make a separate notebook for holiday homework.**
- **Kindly take printout for all the given worksheet and send them in proper folder and label it on every sheet**

General knowledge:

- **Revise page no.- 5,6,7,8,10,11,13,15,22,23**
- **Make a project model on homes of animal shelters .**
- **Link is given below.**

<https://youtu.be/XvLjyoJB7oo?si=gAppSLnukyCtlCXO>

Name : _____

The Beach


This is a beach. The weather is hot. Kate is making sand castle. Sam is boating. A young lady is surfing in the sea. Ben is playing with his dog, Bruno.



1. How is the weather at the beach?
a. cold b. hot c. rainy
2. What is Kate making?
a. sand castles b. boat c. house
3. Who is boating?
a. Kate b. Sam c. Ben
4. Whom is Ben playing with?
a. Bruno b. Sam c. Kate

A FISH

This is a fish. It has many colors. It lives in water. It eats insects. It has beautiful tail. It is beautiful fish.



Chose the correct option

Fish has a _____.

(a) eye

(b) tail

Fish lives in _____.

(a) water

(b) house

Fish eats _____ .

(a) sand

(b) insects

Reading Comprehension

Read the short passage and answer the questions.

The Fat Bat

Mat the bat is very fat.

He can not sit on his Mum's lap.
This makes him sad.



So his mum got him a new cap.

Now Mat is a happy lad!

1. What makes Mat sad?

2. What made him a happy lad?

3. Who got the bat a new cap?

Reading Comprehension


Read the short passage and answer the questions.

The Red Bed

Why is the bed red? Does Ted like it red? Yes, this is Ted's bed.

There is a blue pillow on the bed. He loves sleeping on this bed.

After Ted is well fed, he sleeps on his bed by putting the pillow under his head.



1. Whose bed is it?

2. What colour is the pillow?

3. Write any two words that rhyme with red.

Reading Comprehension

Read the short passage and answer the questions.

Oh What a Mess!

Ted made such a mess!

He broke the pen so the ink
fell on his leg.

Now he is all wet in the ink.
The ink is red in colour.

What will he do now?

Can you get him to clean up?



1. How did Ted make a mess?

2. What colour is the ink?

a) Green

b) Blue

c) Black

d) Red



Instruction: //

अक्षरों को जोड़े और शब्द लिखे।

स + ब =

सब

घ + न =

स + च =

त + ब =

ब + स =

अ + ब =

र + थ =

ह + ल =

म + न =

य + म =

ग + म =

प + ल =

क + म =

त + न =

क + ल =

र + स =

प + थ =

य + श =

ब + ल =

प + द =

य + ह =

क + ब =

ज + य =

ड + र =

द + ल =

छ + ल =

च + म + न =

न + य + न =

र + ह + म =

चार अक्षर वाले शब्दों का अभ्यास करे।

अ+च+र+ज	=	
अ+ज+ग+र	=	
ब+च+प+न	=	
झ+ट+प+ट	=	
अ+फ+स+र	=	
म+त+ल+ब	=	
ब+र+ग+द	=	
उ+ल+झ+न	=	
अ+व+स+र	=	
म+ख+म+ल	=	



अक्षर पढ़ते हुए शब्द लिखो (Read the letters and Write word)

“आ” की मात्रा वाले शब्द

बाजार काला छाता दाना जाल गाजर माता आनार आम

खानदान बलवान आधार खास आसमान लाल काका

मतवाला आहाता नाला कार आहार पास दाना

छा + ता =.....

दा + ना =.....

का + ला =.....

जा + ल =.....

मा + ता =.....

बा + जा + र =

खा + स =.....

दा + ना =

ला + ल =.....

गा + ज + र =

का + का =.....

आ + ना + र =

आ + म =.....

आ + धा + र =

ना + ला =.....

आ+स+मा+न =

का + र =.....

आ+हा+ता =

पा + स =.....

ब+ल+वा+न =.....

आ + हा + र =.....

खा+न+दा+न =

म+त+वा+ला =

'इ' की मात्रा वाले शब्द

श + नि =

दि + न =

र + वि =

ति + थि =

रा + त्रि =

क + वि =

गि + न =

गि + र =

ग + ति =

घि + र =

म + ति =

चि + त्र =




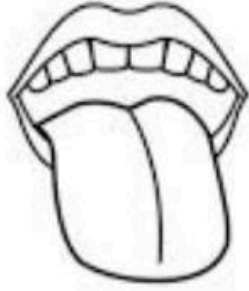
शि + क्षा =

घि + स =

‘ी’ की मात्रा का अभ्यास

प्रश्न 1. चित्र देखकर शब्द लिखिए और रंग भरिए ।

मछली बकरी दीपक जीभ हाथी तीर












Name:

Class:

चित्रों को देखे और ई की मात्रा से बने शब्द लिखे।

Example



Worksheet (इ और ई matra)

सही शब्द चुनिए :

कि

ली

दी

ती

ड़ि

मि

रि

वि

टी



चि या



तित



बा श




धर



सान



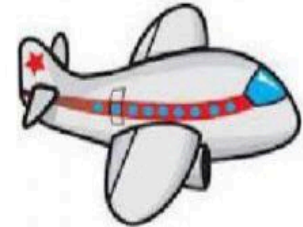
न



ठाई



सी



मान

ई (ी) की मात्रा वाले शब्द को सही चित्र से मिलायें



चाबी



बीस



हाथी



नदी



हीरा



मछली

20

तितली



कमीज

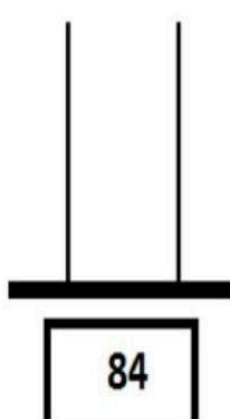
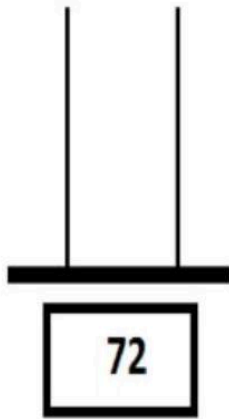
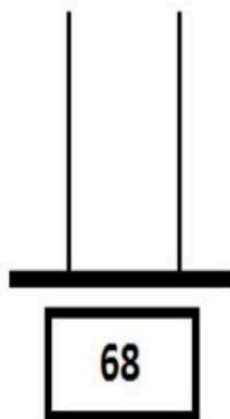
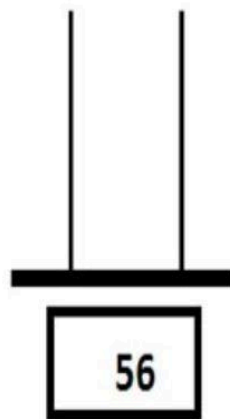
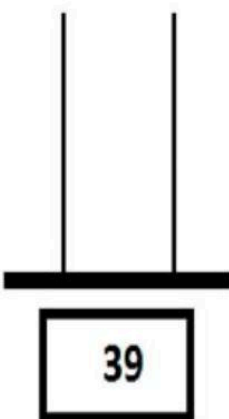
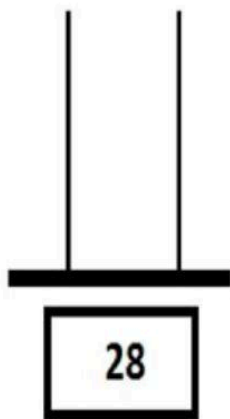
इमली



लड़की



Draw beads to show the given number on each abacus





Count the number of beads in the abacus.
Write the Numeral and Number Name

T O

T O

T O

T O

T O

T O




Place Value | Tens & Ones

Instructions: Partition these numbers into their tens and ones place value:


1 45 =

Tens	Ones




7 8 =

Tens	Ones




2 16 =

Tens	Ones



8 10 =

Tens	Ones



3 5 =

Tens	Ones




9 30 =

Tens	Ones




4 93 =

Tens	Ones




10 17 =

Tens	Ones




5 55 =

Tens	Ones




11 84 =

Tens	Ones



6 55 =

Tens	Ones



12 71 =

Tens	Ones



☀ What number comes in between?




Write the missing number.



Name: _____ Date: _____





















Color the tree that has the **smaller** number.



Name: _____ Date: _____

Color the star that has the **larger** number.



 34	 25	 64	 73
 20	 12	 56	 50
 35	 15	 89	 96
 17	 77	 78	 88
 19	 10	 72	 29

Note: The star with the number 34 is highlighted in yellow. Dashed lines and small bee icons indicate a path from the 34 star to the 12 star, then to the 15 star, then to the 78 star, and finally to the 72 star.

All about Myself

1. My name is _____.
2. I am a boy/girl _____.
3. I am _____ years old.
4. I study in class _____.
5. My class teacher's name is _____.
6. My father's name is _____.
7. My mother's name is _____.
8. The name of my school is _____.
9. My favourite food is _____.
10. I like to play _____.




Draw and write the name of your favourite:

1. Food	2. Vegetable
3. Toy	4. Animal

Name: _____

Let's name the body parts!



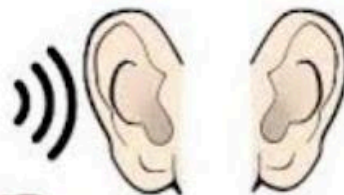
- | | | | |
|------|-------|------|---------|
| nose | eye | hair | neck |
| ear | hand | leg | knee |
| foot | mouth | arm | stomach |

SENSE ORGANS



FILL IN THE BLANKS USING THE PICTURE CLUE.

1. I see with my _____.
2. I touch and feel with my _____.
3. I hear with my _____.
4. I smell with my _____.
5. I taste with my _____.



Complete the next sentences choosing the correct word of the key box.

see - smell - hear - touch - taste

I can _____ with my eyes.



I can _____ with my ears.



I can _____ with my hands.



I can _____ with my nose.



I can _____ with my tongue.



Look at the images and write the correct sense used.

Sight - Smell - Hearing - Touch - Taste



Choose the correct word to fill the blanks.

1. Father and mother are called _____.
2. The parents of our _____ are called grandparents.
3. A _____ family has three to four members.
4. A big family is also called a _____.
5. A small family is also called a _____.
6. A _____ family has more than four members.
7. A _____ shows the members of the family.
8. Parents _____ of their children.
9. We must _____ our elders.
10. A father, a mother, and their children make a _____.
11. A brother of your father is an _____ to you.
12. A daughter of your aunt is a _____ to you.

joint family

small

big

family tree

respect

parents

nuclear family

cousin

uncle










take care


family

parents



Outdoor toys and games	Indoor toys and games

 <p data-bbox="331 1368 469 1435">slide</p>	 <p data-bbox="695 1384 994 1440">computer game</p>	 <p data-bbox="1150 1368 1305 1435">swing</p>
 <p data-bbox="280 1641 603 1709">board game</p>	 <p data-bbox="699 1637 986 1704">toy blocks</p>	 <p data-bbox="1257 1547 1361 1615">doll</p>
 <p data-bbox="312 1888 563 1955">sand box</p>	 <p data-bbox="791 1776 1018 1843">skipping</p>	 <p data-bbox="1286 1861 1382 1917">run</p>



My School

A. Answer the following :

1. The name of my school is _____.
2. My Principal's name is _____.
3. My class teacher's name is _____.
4. My favourite subject is _____.
5. My favourite room in the school is the _____.

B. Name the following pictures :



C. Write five lines about your school :

1. _____
2. _____
3. _____
4. _____
5. _____

HAVE
A GREAT
SUMMER!

